

# EDGE Nano4

User Manual

2.0mL

Disposable



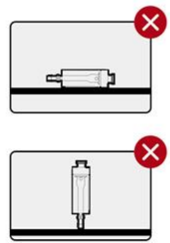
## Specifications

Dimension(mm)	φ13.1*61.3mm
Tank Material	Glass
Central Post	Medical-Grade SUS316L Stainless Steel
Resistance	1.5Ω
Tip Type	Snap In




# Filling Instruction

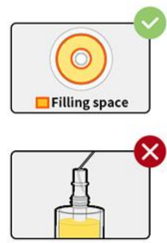
cilicon<sup>+</sup>



1



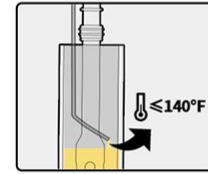
- Unpackge the cartridge and make sure it is vertically upright with the tray.



2



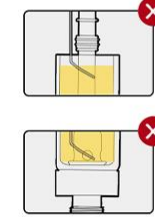
- Do not unplug the silicone cap when filling the oil.
- Insert the needle vertically into the filling hole, and do not insert it into the central post.
- Make sure the needle diameter is  $\leq 1.8\text{mm}$ .




3



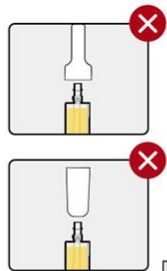
- The output temperature must be under 140°F.



4



- The length of the needle is 2/3 of the height of the oil tank.
- Avoid the needle touching the bottom of the oil tank
- Fill in 1.95-2.0mL for this cartridge.



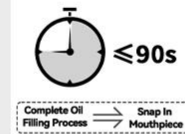
5



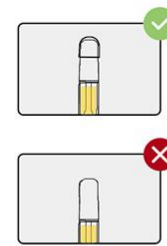
- When snapping in the mouthpiece, it should be vertical to the device and forced evenly.
- Ensure that the clasps on both sides are securely fastened.



6



- Complete the snapping process within 90s after filling the oil.



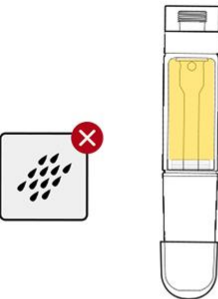
7



- Ensure the silicone cap is on the mouthpiece after completing the filling process.
- Wait 4 hours before use.



8



- Store the device in a dry, cool place that avoids sunlight.
- After unpacking the product, finish it within 2 weeks for the best taste.

For bulk filling and capping, it is recommended to use specialized tools and jigs to ensure precision. Contact us if needed.



<https://ciliconplus.shop>

---

✉ [info@ciliconplus.com](mailto:info@ciliconplus.com)

📷 [@cilicon.official](https://www.instagram.com/cilicon.official)

✕ [@CiliconOfficial](https://twitter.com/CiliconOfficial)

📘 [@ciliconofficial](https://www.facebook.com/ciliconofficial)

**in** [@cilicon](https://www.linkedin.com/company/cilicon)

---